

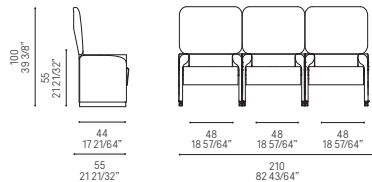
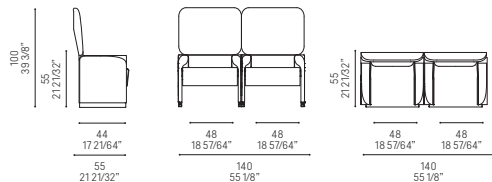
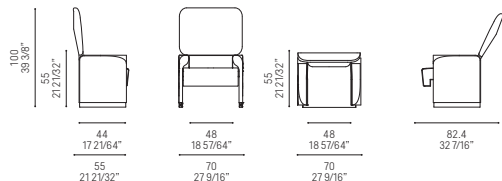


CONTRACTDIVISION



TAYLOR

design Anna Maske



The soft, sinuous design of **Taylor** is an ode to delicacy. Its understated style, combined with scrupulous attention to detail, make it ideal for a wide range of interiors. From a corporate projection room, to a VIP cinema, via private clubs, Taylor adapts to any room, thanks to its compact size and delicate thicknesses.

The frame is in seasoned beech-wood. The unusually shaped armrests are made from three different kinds of wood: poplar for the shaped parts, beech for the structural parts to guarantee safe fixing to the frame and birch for the lower part of the armrest.

The fire-retardant padding has variable density to ensure correct ergonomic support. Further comfort is guaranteed by special lumbar support.

Seat suspension is provided by elastic belt webbing. The base is in polished metal.

Upholstery is in Pelle Frau leather® in colours from the collection and other options are available on request. The lumbar support can be customised using different colours from the rest of the seat.

The armchair has a manual relaxing system that reclines the back and slides the seat forward. A traction spring returns the chair to its original position.